



SITE SAFETY



**Wash your hands
regularly**



Avoid contact



**Keep a safe distance
of at least 2 metres**



**Avoid touching
your face**



**Cough or sneeze into
the crease of the elbow
or in a tissue**



**Stay at home if
you are ill**



How to Handrub?

RUB HANDS FOR HAND HYGIENE! WASH HANDS WHEN VISIBLY SOILED

⌚ Duration of the entire procedure: 20-30 seconds



1a Apply a palmful of the product in a cupped hand, covering all surfaces;



2 Rub hands palm to palm;



3 Right palm over left dorsum with interlaced fingers and vice versa;



4 Palm to palm with fingers interlaced;



5 Backs of fingers to opposing palms with fingers interlocked;



6 Rotational rubbing of left thumb clasped in right palm and vice versa;



7 Rotational rubbing, backwards and forwards with clasped fingers of right hand in left palm and vice versa;




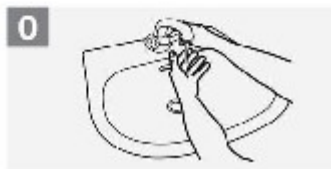
8 Once dry, your hands are safe.



How to Handwash?

WASH HANDS WHEN VISIBLY SOILED! OTHERWISE, USE HANDRUB

 **Duration of the entire procedure: 40-60 seconds**



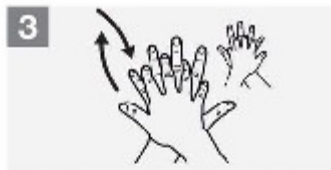
0 Wet hands with water;



1 Apply enough soap to cover all hand surfaces;



2 Rub hands palm to palm;



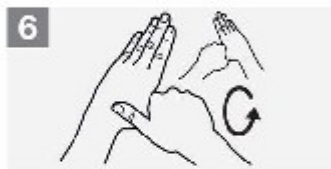
3 Right palm over left dorsum with interlaced fingers and vice versa;



4 Palm to palm with fingers interlaced;



5 Backs of fingers to opposing palms with fingers interlocked;



6 Rotational rubbing of left thumb clasped in right palm and vice versa;



7 Rotational rubbing, backwards and forwards with clasped fingers of right hand in left palm and vice versa;



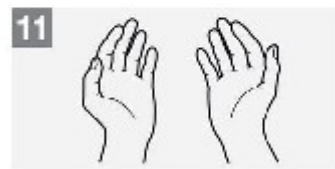
8 Rinse hands with water;



9 Dry hands thoroughly with a single use towel;



10 Use towel to turn off faucet;



11 Your hands are now safe.



**LET'S PROTECT OUR HEALTH
KEEP THE SAFETY DISTANCE**



2 METRES





According to regulations, if we cannot keep the safety distance in the car, it is mandatory to wear a mask.



MANY THANKS